

# NEW AMERICANS IN NORTH CAROLINA




**7.5%** of North Carolinians are foreign born.

**10.6%** of North Carolinians are Latino or Asian.


**30.2%** of immigrants in the state are eligible to vote.

**3.6%** of registered voters are New Americans.



North Carolina has 12,307 foreign students who contribute **\$293.4 million** to the state economy.

**39.2%** of foreign-born adults have a bachelor's degree or higher.




Asian-owned businesses in North Carolina have sales and receipts of **\$5.9 billion**.

Latino-owned businesses in North Carolina have sales and receipts of **\$4.2 billion**.

Immigrants are **9.9%** of the state's workforce. **5.4%** of the workforce is unauthorized.

The purchasing power of North Carolina's Latino population and Asian population, respectively, is **\$14.2 billion** and **\$6.9 billion**.



**85.1%** of North Carolina's children with immigrant parents are U.S. citizens.

**78.9%** of children with immigrant parents are English proficient.

**DID YOU KNOW?** North Carolina would lose **\$14.5 billion** in economic activity if unauthorized immigrants were removed.

[www.immigrationpolicy.org](http://www.immigrationpolicy.org)